

**SOCORRO
CITY
COUNCIL
PRESENTATION**



SOCORRO COUNTY COMMUNITY SURVEY DATA



Highlights and Outcomes from the 2024 Socorro County NMCS

- Adults report a small decrease in providing alcohol to minors from 4.5% to 4.3%
- Perceptions that alcohol use hurts the community financially decreased from 75.9% to 66.5%
- Current drinking decreased from 58.4% to 48.3%
- Perception of ease of teen access to alcohol in the community decreased from 87% to 82.8%
- Significant increase in public perception regarding the arrest of adults providing alcohol to minors. Increased from 30.3% to 43.1%



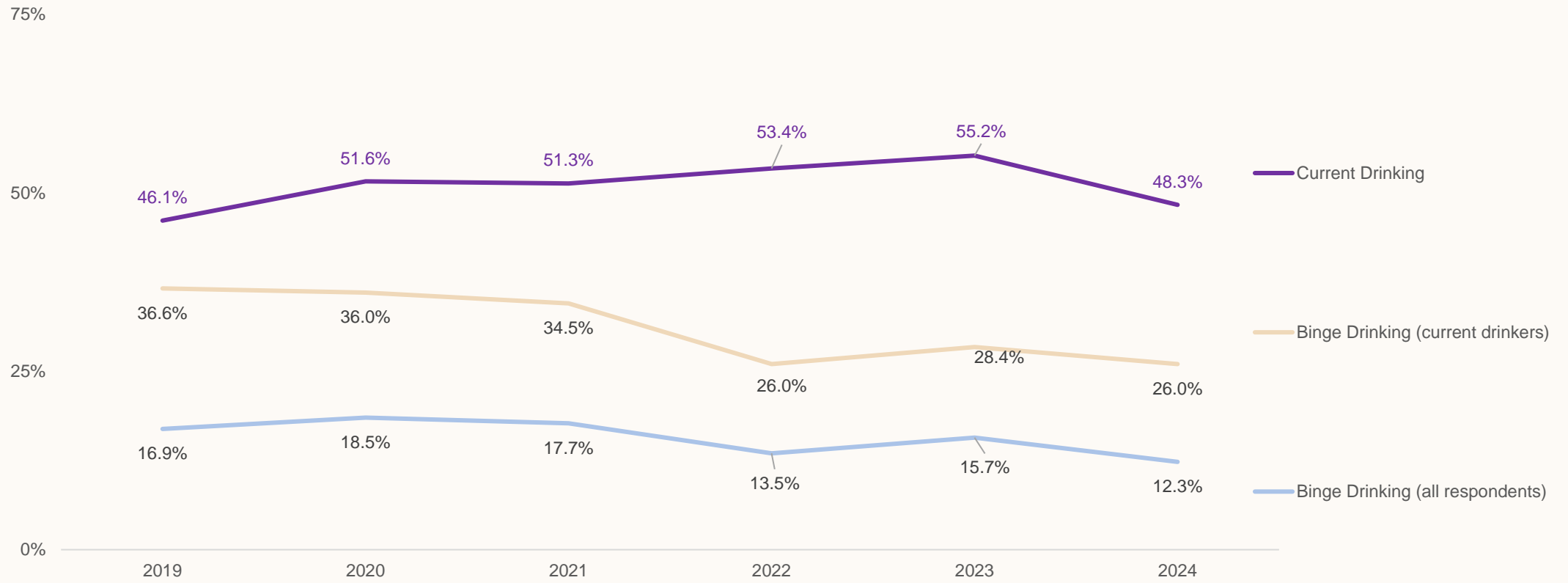
Highlights and Outcomes from the 2024 Socorro County NMCS

- Perceived risk of harm associated with misusing prescription drugs increased slightly for the third year in a row
- Reported sharing of prescription painkillers decreased among adults to a new low of 4.9%
- Reported locking of painkillers increased among parents (from 61% (2023) to 64.3% (2024))
- Prevalence of receiving a painkiller decreased from 21.8% in 2023 to 16.8% in 2024
- Increase in survey participation:
 - In 2023 there was a total of 148 participants from the county who completed the survey
 - In 2024 a total of 224 participants from Socorro County participated in the survey

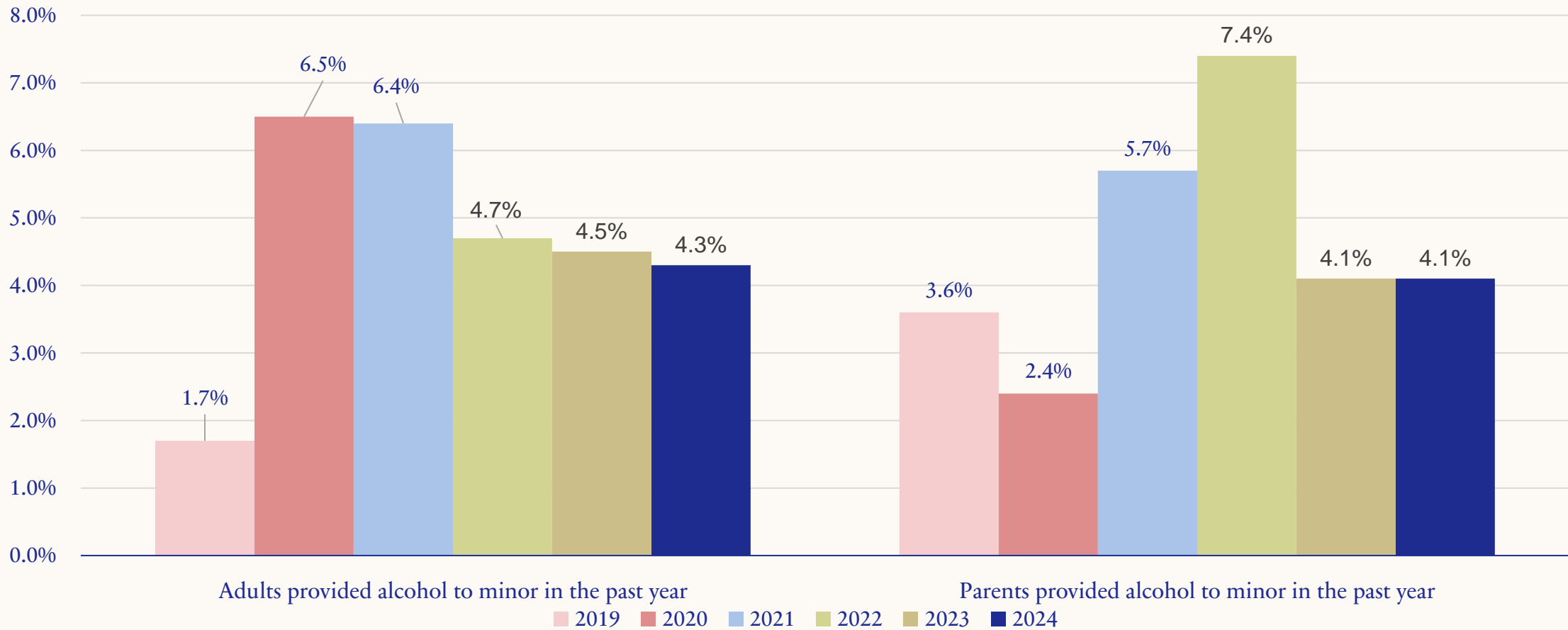


ALCOHOL RELATED MEASURES

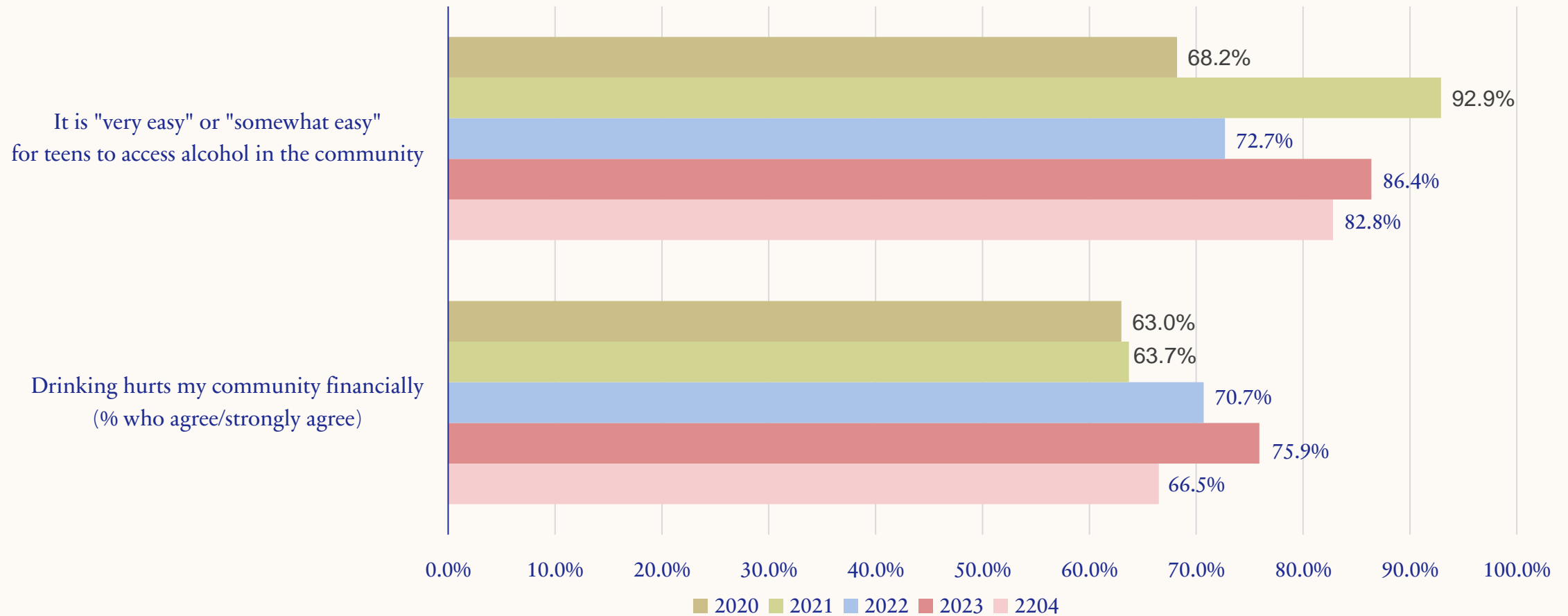
Current Alcohol Use (past 30 days) Increased Slightly
but Binge Drinking Decreased
NMCS - Socorro County



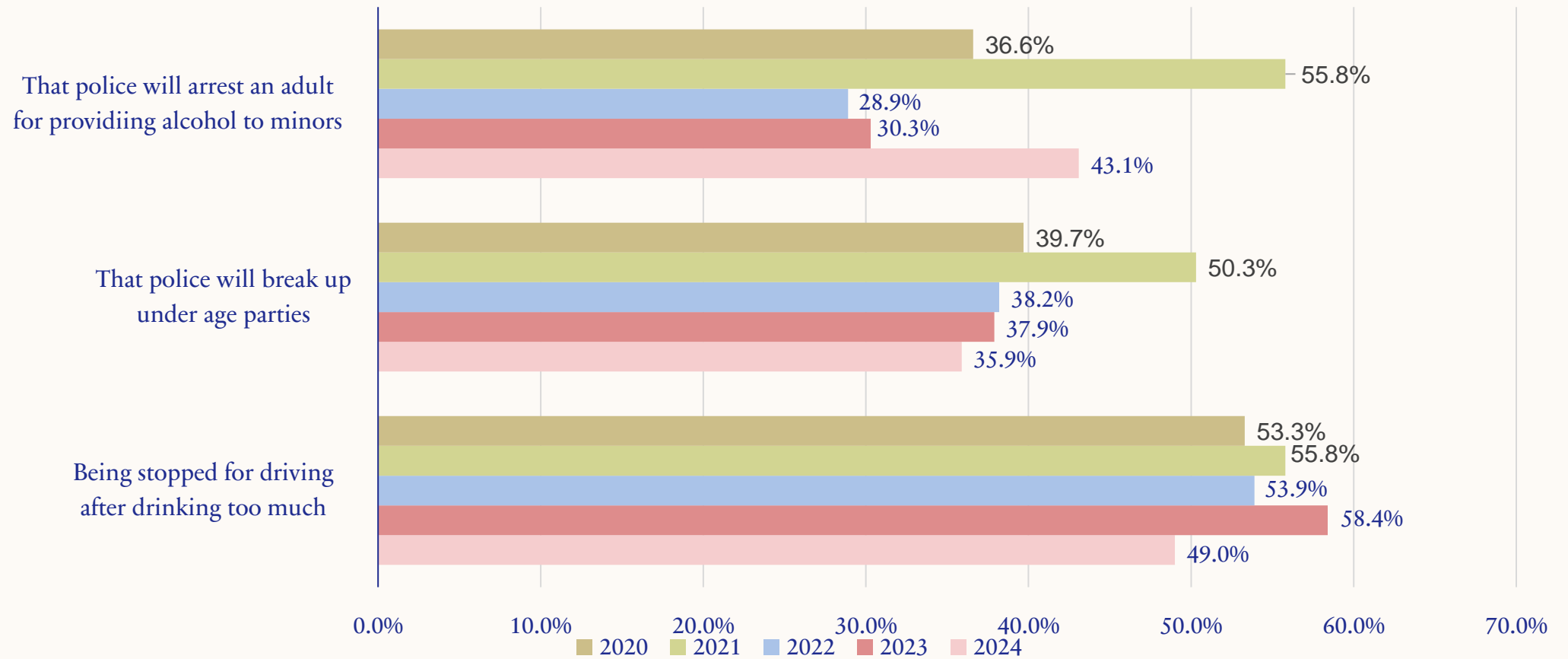
PROVIDING ALCOHOL TO MINORS



EASE OF ACCESS AND COMMUNITY CONSEQUENCES OF ALCOHOL USE



PERCEPTIONS OF ENFORCEMENT OF ALCOHOL-RELATED LAWS



STRATEGIES FOR SUCCESS STUDENT SURVEY



Highlights and Outcomes from the 2024 Strategies for Success (SFS) Survey

- For a second year in a row E-cig use decreased for high school youth (from 21.9% in 2023 to 16.8% in 2024)
- Marijuana use decreased slightly for Middle School youth from 11.4% in 2023 to 8.1% in 2024
- Students offered resiliency factors such as wanting to take care of their health, and to protect their future plans as reasons for not drinking or using other substances
- More than 80% of students have an adult who believes they will be a success, and at least one friend their own age who cares about them, (both powerful protective factors).



Highlights and Outcomes from the 2024 Strategies for Success (SFS) Survey

11

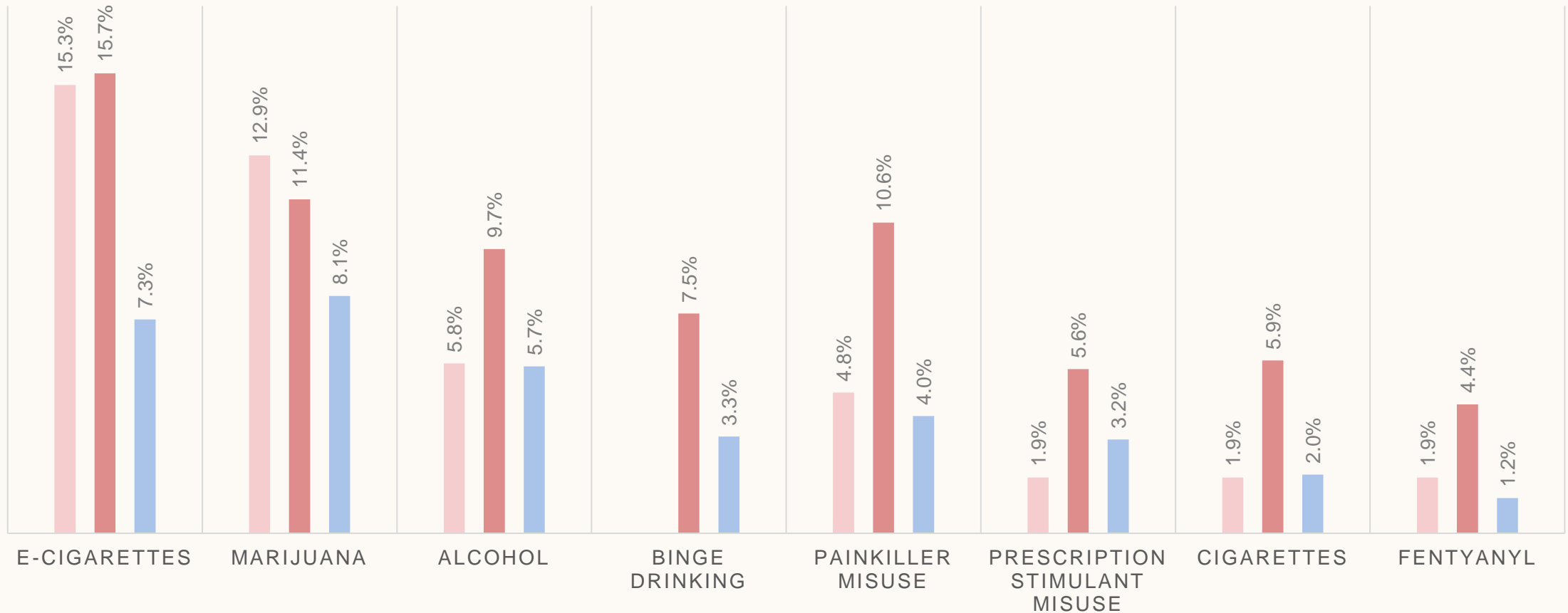
- Students generally believe (~90%) their parents think it is wrong for them to use alcohol, marijuana, and e-cigarettes, which is a strong protective factor
- Perception of harm for using most substances increased among middle school youth
- Past year sadness and hopelessness, and suicidal ideation decreased slightly in 2023 after several years of increases



CURRENT SUBSTANCE USE

MIDDLE SCHOOL SUBSTANCE USE TRENDS
STRATEGIES FOR SUCCESS SURVEY - SOCORRO COUNTY
*BINGE DRINKING WAS NOT ASKED IN 2022

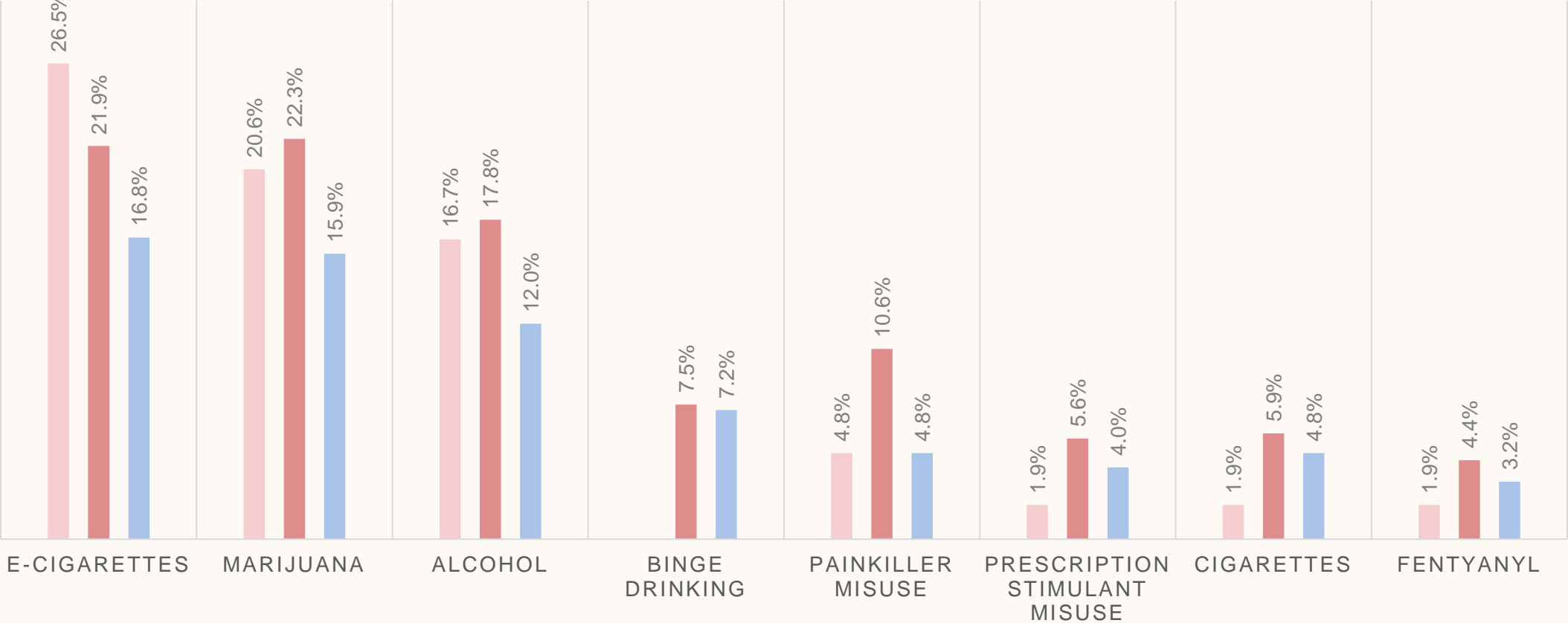
2022 2023 2024



CURRENT SUBSTANCE USE

HIGH SCHOOL SUBSTANCE USE TRENDS
STRATEGIES FOR SUCCESS SURVEY - SOCORRO COUNTY
*BINGE DRINKING WAS NOT ASKED IN 2022

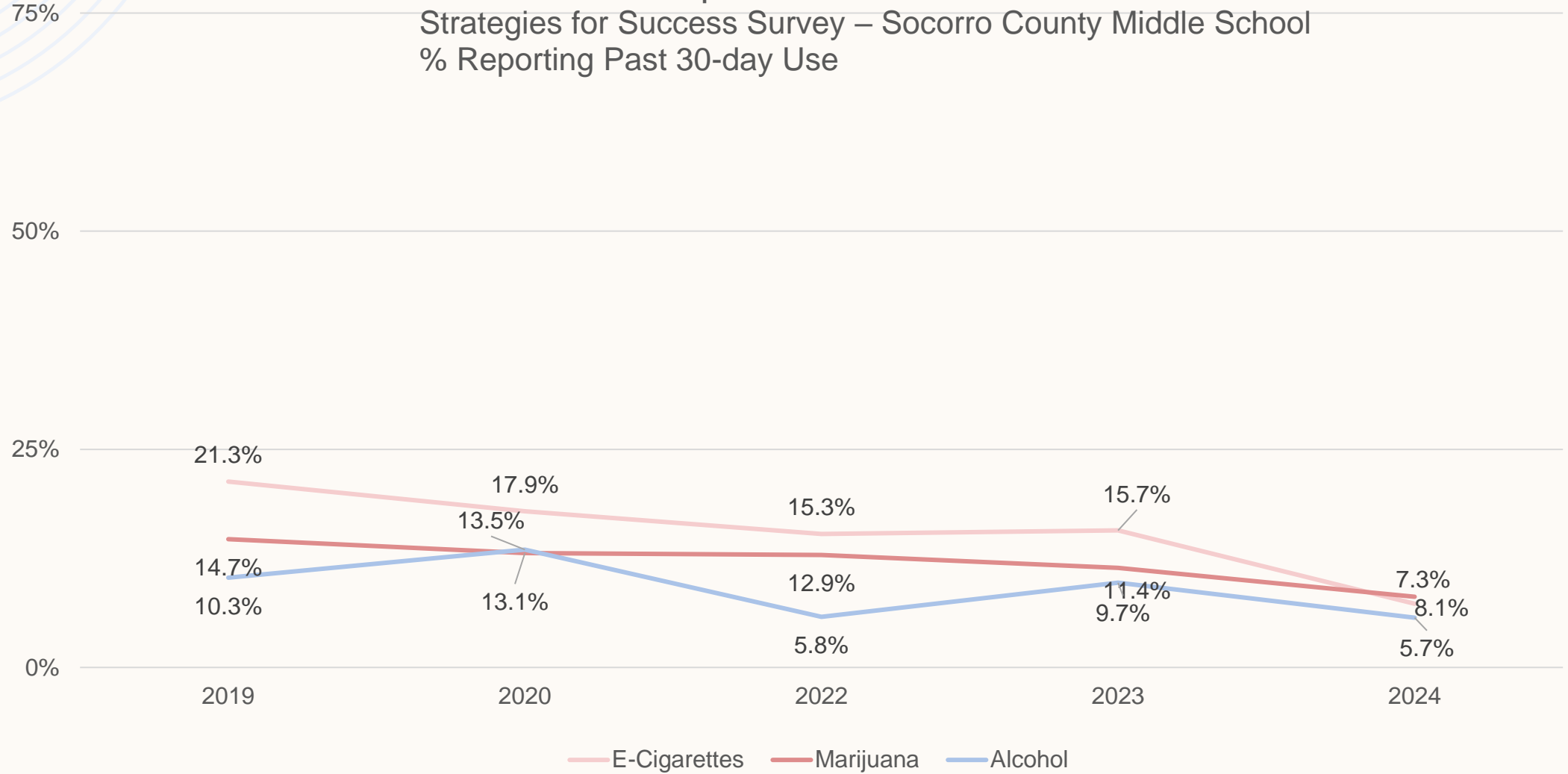
2022 2023 2024



TRENDS AMONG TOP THREE SUBSTANCES SHOW REDUCTIONS

NO SURVEYS WERE COLLECTED IN 2021 DUE TO COVID-CLOSURES

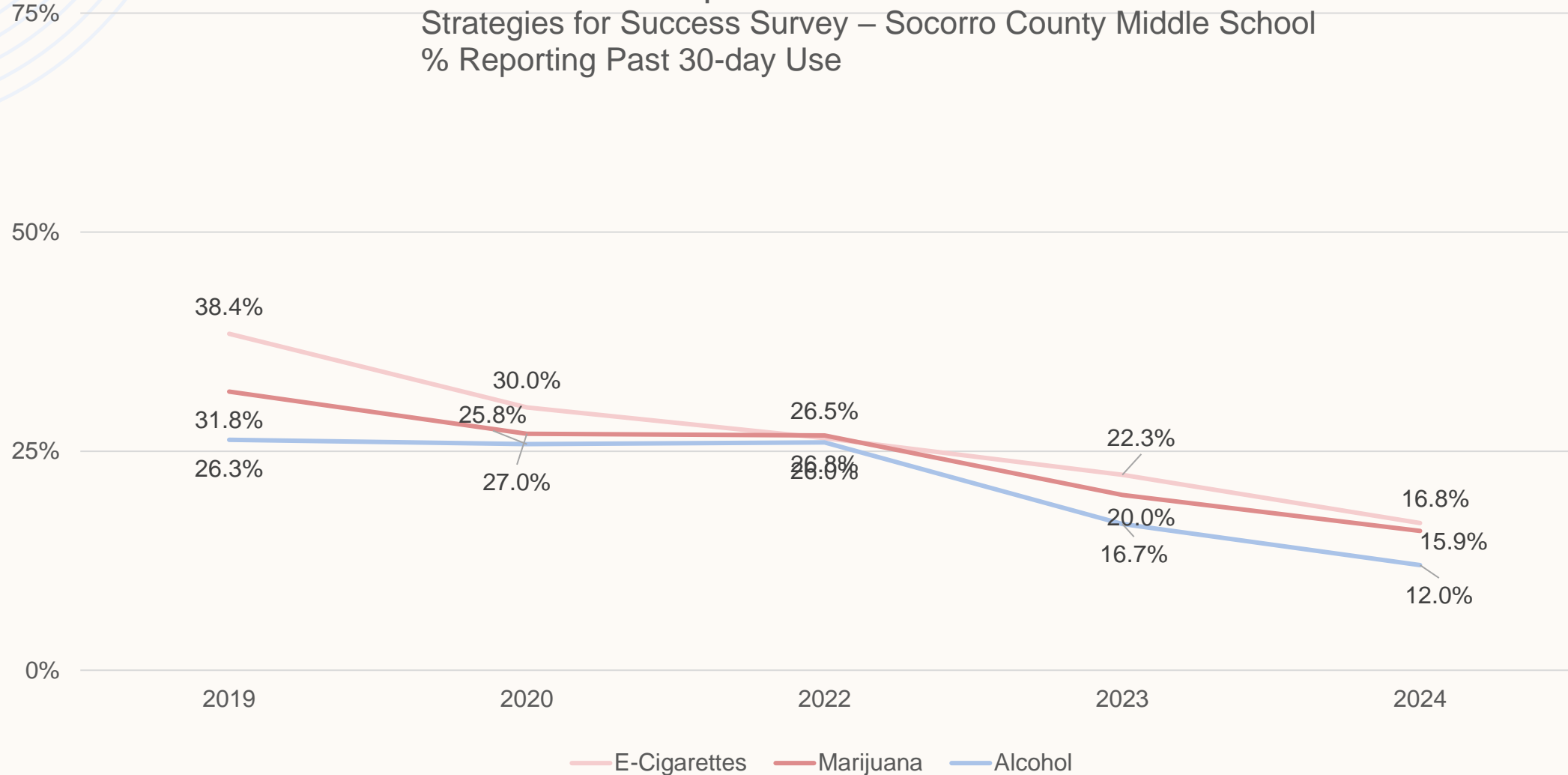
Middle School Top Three Substances Show Decrease
Strategies for Success Survey – Socorro County Middle School
% Reporting Past 30-day Use



TRENDS AMONG TOP THREE SUBSTANCES SHOW REDUCTIONS

NO SURVEYS WERE COLLECTED IN 2021 DUE TO COVID-CLOSURES

Middle School Top Three Substances Show Decrease
Strategies for Success Survey – Socorro County Middle School
% Reporting Past 30-day Use



STRATEGIES FOR SUCCESS SURVEY RESPONDENT DEMOGRAPHICS

School	Number of Surveys
Cottonwood Middle School	39
Sarracino Middle School	150
Socorro High School	229
Magdalena Middle	38
Magdalena High	94
Total	381

# of Surveys by Grade	6 th	7 th	8 th	9 th	10 th	11 th	12 th
Middle School	78	95	78				
High School				27	38	37	28
*Not all students reported their grade level							

	Middle School		High School	
	#	%	#	%
	277		293	
Average Age	12.8		15.9	
Male	138	49.8%	155	49.0%
Female	114	41.2%	131	48.3%
Non-Binary + Self-describe	30	9.0%	14	2.7%
Race/Ethnicity				
Hispanic	164	59.2%	208	70.9%
Native American	51	18.4%	49	16.7%
White	93	33.5%	99	33.7%
Other	30	10.8%	10	3.4%

CATCH MY BREATH PRESENTATION

In cooperation with the Socorro Consolidated Schools the Socorro County Prevention Coalition is providing students with informative information about the harmful effects of E-Cigarettes and Vaping.

In the Fall of 2023 and Spring of 2024 SCPC presented the Catch My Breath presentation at the high school during 3 Health classes. We were able to engage 62 students in the Fall and 38 students in the Spring. The age range of students was 14-18 years of age.

In the Spring of 2024 SCPC presented the Catch MY Breath presentation to 72 6th grade students at Sarracino Middle School.



THANK YOU

Chris Rottman

Joel Partridge

Socorro County Prevention Coalition

